



COMMONWEALTH of VIRGINIA

Virginia Employment Commission

Ellen Marie Hess
Commissioner

6606 West Broad Street
Richmond, Virginia 23230

Post Office Box 26441
Richmond, Virginia 23261-6441

For Release: February 18, 2021

Contact: Timothy Aylor, Senior Economist
Economic Information & Analytics Division
(804) 786-3976 or (804) 786-7496

Follow us on Twitter, <http://twitter.com/VirginiaLMI>.

Virginia's Unemployment Insurance Weekly Claims

— Seasonally unadjusted weekly initial unemployment insurance claims rose 4.9% from the previous filing week while continued claims declined by 3.8% during that period—

RICHMOND—The Virginia Employment Commission (VEC) announced that the number of continued claims filed during the February 13 filing week continued its three-month trend of small weekly changes, according to figures released today.

For the filing week ending February 13, the figure for seasonally unadjusted initial claims in Virginia was 14,901. Remaining elevated compared to recent months' trends, the latest claims figure was an increase of 698 claimants from the previous week. Elevated levels this winter may have, in part, reflected reapplications for benefits following the government's renewal of supplemental benefits until March 14 as part of the latest stimulus package.

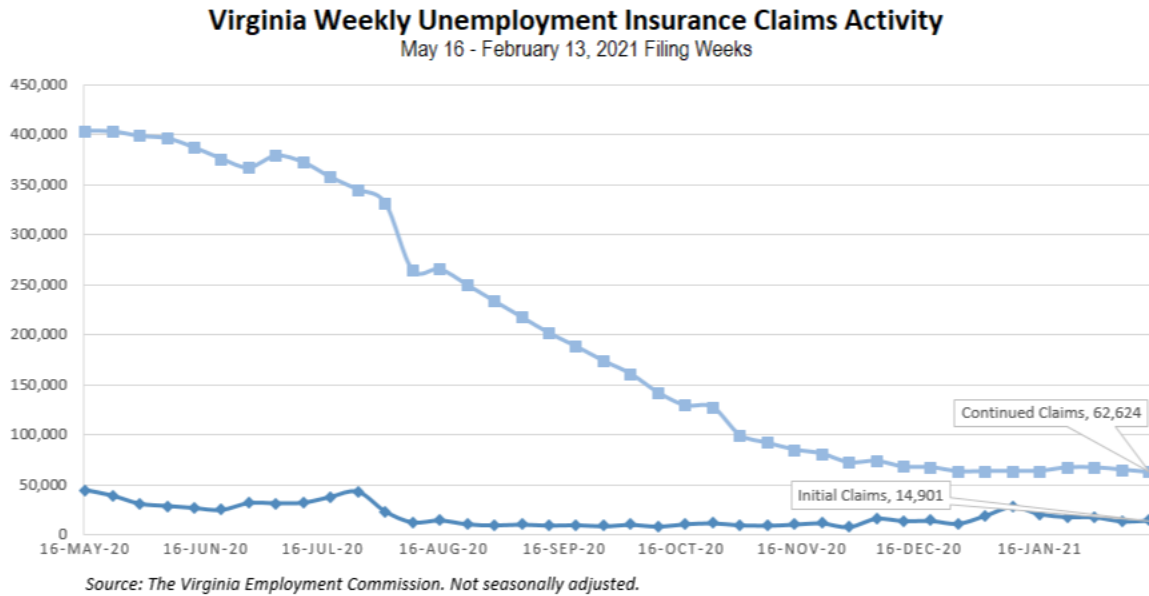
For the most recent filing week, continued weeks claimed totaled 62,624, which was a 3.8% decrease from the previous week, but 40,143 higher than the 22,481 continued claims from the comparable week last year. Over half of claims that had a self-reported industry were in the accommodation/food service, retail trade, administrative and waste services, and healthcare/social assistance industries. The continued claims total is mainly comprised of those recent initial claimants who continued to file for unemployment insurance benefits during the COVID-19 pandemic.

(more)

Toll Free: 1 (866) 832-2363
E-Mail: customerservice@vec.virginia.gov

VRC/TDD VA Relay 711
Equal Opportunity Employer/Program

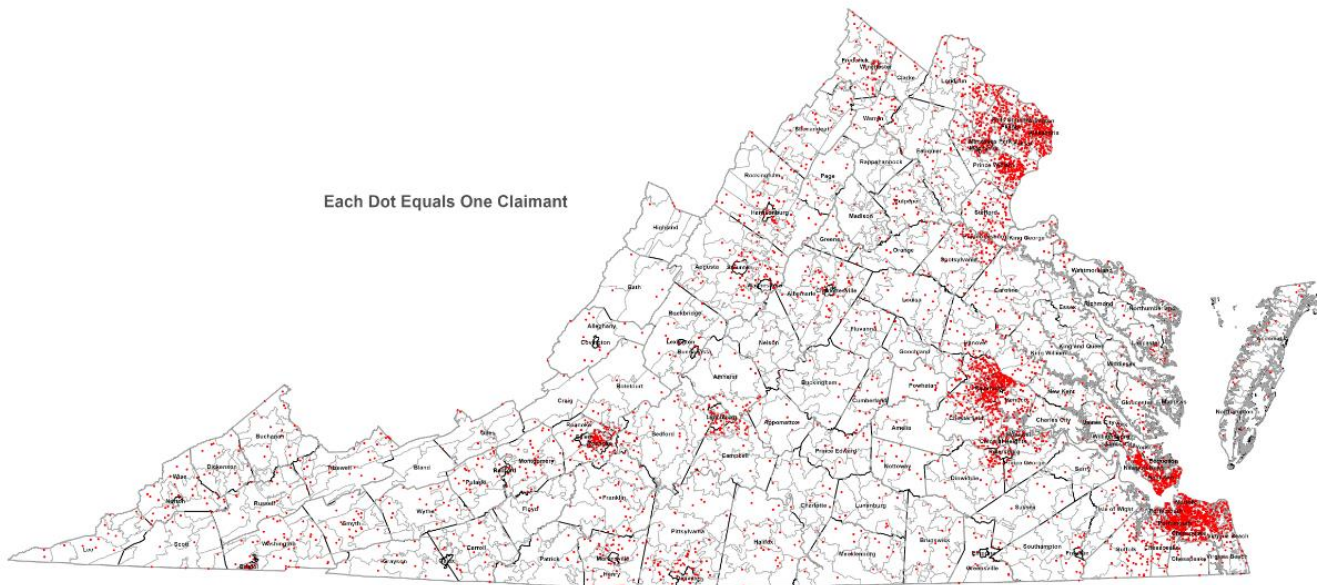
For additional information on who is claiming unemployment insurance in Virginia, access the VEC's [U.I. claims data dashboard](https://www.vec.virginia.gov/ui-claims-dashboard) (https://www.vec.virginia.gov/ui-claims-dashboard) that is updated no later than the following Monday after the weekly claims press release.



Nationwide, in the week ending February 13, the advance figure for seasonally adjusted initial claims was 861,000, an increase of 13,000 from the previous week's revised level. The previous week's level was revised up by 55,000 from 793,000 to 848,000. The advance number of actual initial claims under state programs, unadjusted, totaled 862,351 in the week ending February 13, a decrease of 5,702 (or -0.7 percent) from the previous week. There were 209,336 initial claims in the comparable week in 2020. Looking at preliminary data, most states reported decreases on a seasonally unadjusted basis. Texas's preliminary weekly change (-12,428) was the largest decrease among states. Rhode Island's preliminary weekly change (-6,269) was the second largest decrease. Georgia's preliminary weekly change (-5,882) was the third largest decrease. Michigan's preliminary weekly change (-4,374) was the fourth largest decrease. Virginia's preliminary weekly change (+7,064) was the third largest increase.

(more)

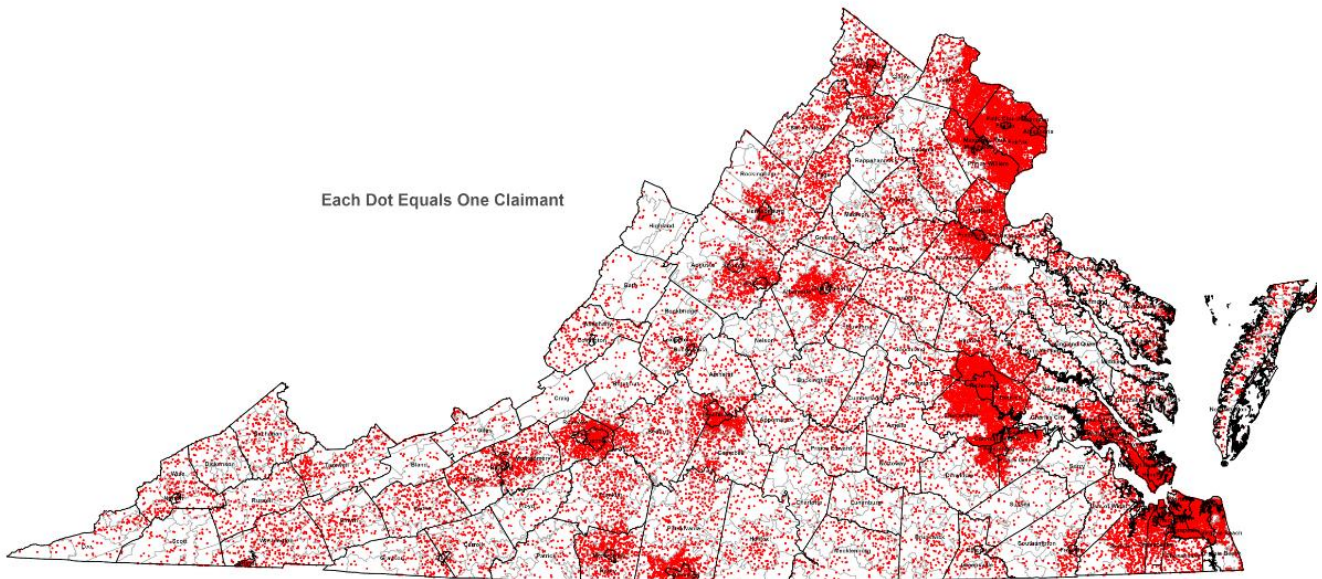
Initial Unemployment Insurance Claimants by Zip Code Area Week Ending February 13, 2021



Initial Unemployment Claims data were summed by zip code area. The dots do not show precise locations within the zip code area.

Map produced by Virginia Employment Commission, Economic Information & Analytics Division, February 2021

Continued Unemployment Insurance Claimants by Zip Code Area Week Ending February 13, 2021

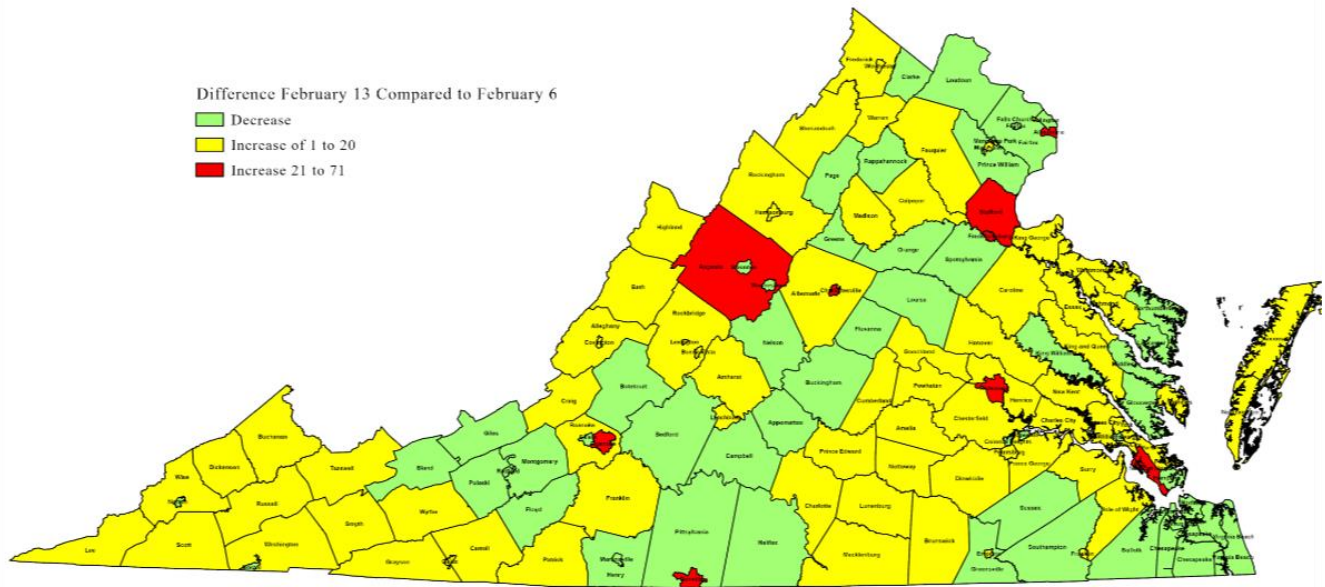


Continued Unemployment Claims data were summed by zip code area. The dots do not show precise locations within the zip code area.

Map produced by Virginia Employment Commission, Economic Information & Analytics Division, February 2021

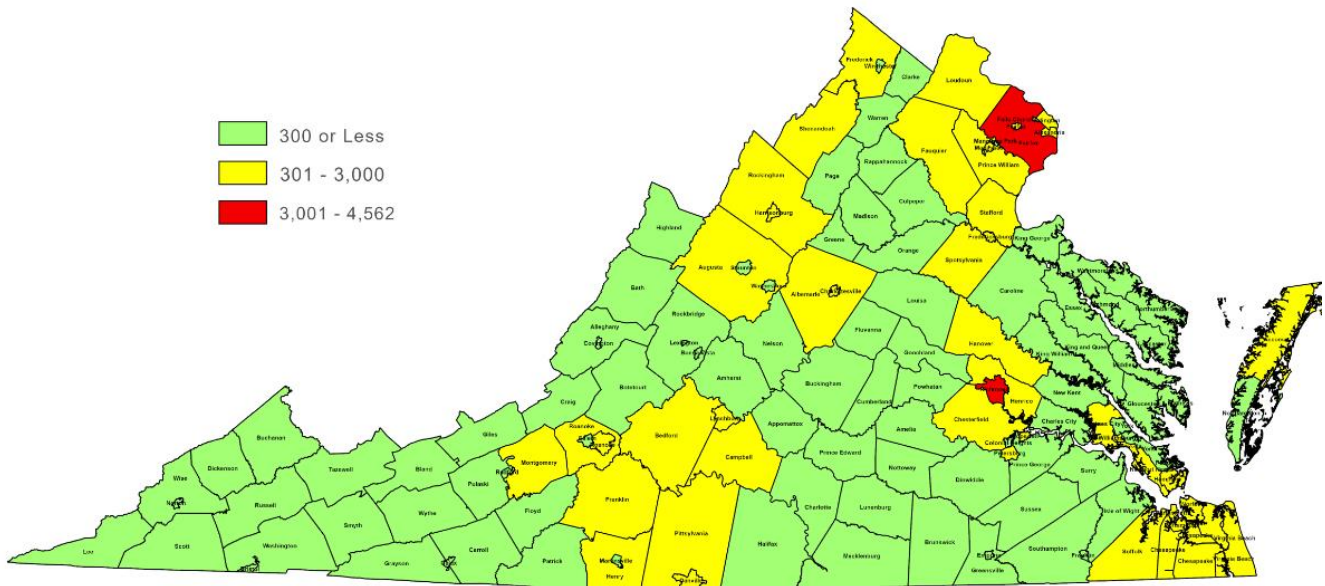
(more)

Initial Unemployment Insurance Claimants by County and City Weeks Ending February 13, 2021 Over February 6, 2021 Change



Map produced by Virginia Employment Commission, Economic Information & Analytics Division, February 2021

Continued Unemployment Insurance Claimants by County and City Week Ending February 13, 2021



Map produced by Virginia Employment Commission, Economic Information & Analytics Division, February 2021